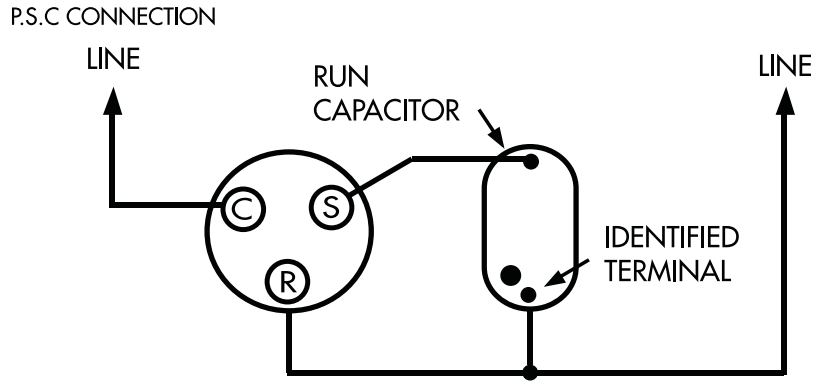


COMPRESSOR WIRING DIAGRAM

COMPRESSOR WIRING DIAGRAM:

(240 volt wiring diagram with internal overload protection)

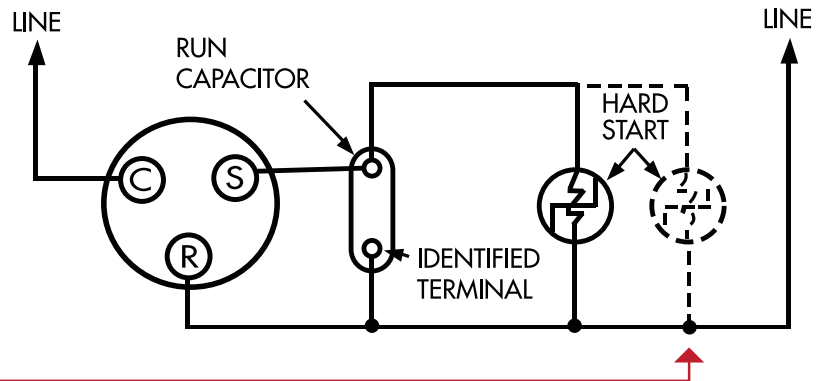
C = Common S = Start R = Run



START ASSIST WIRING DIAGRAM:

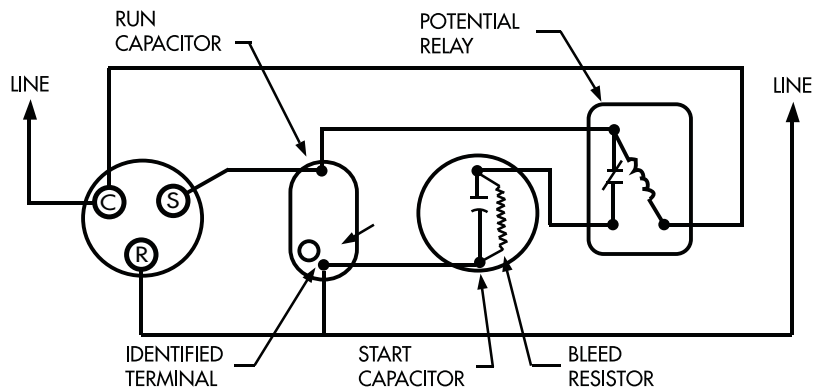
HARD START (PTCR) AND RUN CAPACITOR

SECOND PTCR IN PARALLEL IF MORE STARTING TORQUE IS REQUIRED



HARD START ASSIST WIRING DIAGRAM:

(START & RUN CAPACITORS)



NOTE: WHEN PTC TYPE CRANKCASE HEATER IS USED, CONNECT TO INCOMING POWER LINE SO THAT HEATER IS ENERGIZED CONTINUOUSLY.