

7/21/2014

**2 Lamp
Standard Ballast Factor
Multi-volt**

Project:	
Catalog#:	
Approved by:	

Compact Fluorescent Program Start Series Lamp Operation

Lamp Type	No. Of Lamps	Lamp Watts	Line Voltage	Ballast Factor	Input Watts	Input Current (amps)	Power Factor	THD	Ballast Efficacy Factor
CF42TE*	2	42	120	1.00	94	0.77	0.99	<10%	1.14
	2	42	277	1.00	93	0.38	0.98	<10%	1.08
	1	42	120	1.00	47	0.40	0.99	<10%	2.13
	1	42	277	1.00	47	0.18	0.96	<10%	2.13
CF32TE	2	32	120	0.95	63	0.53	0.99	<10%	1.51
	2	32	277	0.95	63	0.23	0.98	<12%	1.51
	1	32	120	0.96	42	0.35	0.99	<10%	2.29
	1	32	277	0.96	42	0.13	0.96	<12%	2.29
CF26TE	2	26	120	0.90	54	0.45	0.99	<10%	1.67
	2	26	277	0.90	54	0.21	0.97	<12%	1.67
	1	26	120	1.00	32	0.27	0.99	<10%	3.12
	1	26	277	1.00	32	0.13	0.95	<12%	3.12
CF26DE	2	26	120	0.90	54	0.45	0.99	<10%	1.67
	2	26	277	0.90	54	0.21	0.97	<12%	1.67
	1	26	120	1.00	32	0.27	0.99	<10%	3.12
	1	26	277	1.00	32	0.13	0.95	<12%	3.12
CFM36W/2G10	2	36	120	0.78	63	0.52	0.99	<10%	1.25
	2	36	277	0.79	62	0.53	0.98	<10%	1.27
	1	36	120	0.80	33	0.22	0.99	<10%	2.45
	1	36	277	0.80	33	0.27	0.94	<15%	2.44
CFS28W/GR10q	1	28	120	1.00	34	0.29	0.99	<10%	2.94
	1	28	277	1.00	34	0.14	0.93	<10%	2.94
CFTR57/GX24q	1	57	120	1.00	58	0.49	0.99	<10%	1.72
	1	57	277	1.00	58	0.22	0.97	<12%	1.72
CFTR70W/GX24q	1	70	120	1.00	73	0.61	0.99	<10%	1.37
	1	70	277	1.00	73	0.27	0.97	<12%	1.37
FC12T5	2	40	120	0.80	70	0.59	0.99	<10%	1.13
	2	40	277	0.81	70	0.26	0.98	<10%	1.15
	1	40	120	0.84	37	0.31	0.99	<10%	2.24
	1	40	277	0.84	37	0.14	0.95	<15%	2.24
FC9T5	2	22	120	1.10	52	0.44	0.99	<10%	2.11
	2	22	277	1.10	52	0.19	0.97	<12%	2.11
FC9T5 + FC12T5	1+1	22/40	120	0.90	67	0.55	0.99	<10%	1.34
	1+1	22/40	277	0.90	67	0.25	0.98	<10%	1.34
FT24W/2G11	2	24	120	1.00	54	0.45	0.99	<10%	1.85
	2	24	277	1.00	54	0.20	0.97	<10%	1.85
	1	24	120	0.92	26	0.22	0.99	<10%	3.56
	1	24	277	0.92	27	0.10	0.92	<15%	3.48
FT36W/2G11	2	36	120	0.80	66	0.55	0.99	<10%	1.21
	2	36	277	0.80	65	0.24	0.98	<10%	1.21
	1	36	120	0.88	37	0.31	0.99	<10%	2.38
	1	36	277	0.88	37	0.14	0.95	<12%	2.38

* Primary Lamp Design

• Specifications are subject to change without notice.



Electronic Fluorescent Ballast

2 Lamp
Standard Ballast Factor
Multi-volt

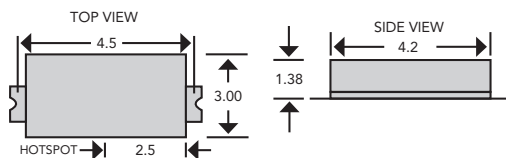
Project:	
Catalog#:	
Approved by:	

Compact Fluorescent Program Start Series Lamp Operation									
Lamp Type	No. Of Lamps	Lamp Watts	Line Voltage	Ballast Factor	Input Watts	Input Current (amps)	Power Factor	THD	Ballast Efficacy Factor
FT39W/2G11	2	39	120	0.95	82	0.69	0.99	<10%	1.16
	2	39	277	0.95	82	0.30	0.98	<10%	1.16
	1	39	120	1.00	45	0.37	0.99	<10%	2.22
	1	39	277	1.00	45	0.17	0.96	<12%	2.22
FT40W/2G11	2	40	120	0.95	82	0.63	0.99	<10%	1.16
	2	40	277	0.95	82	0.30	0.98	<10%	1.16
	1	40	120	1.00	45	0.37	0.99	<10%	2.22
	1	40	277	1.00	45	0.17	0.96	<12%	2.22
FT55W/2G11	1	55	120	0.71	43	0.36	0.99	<10%	1.65
	1	55	277	0.72	44	0.16	0.96	<12%	1.66

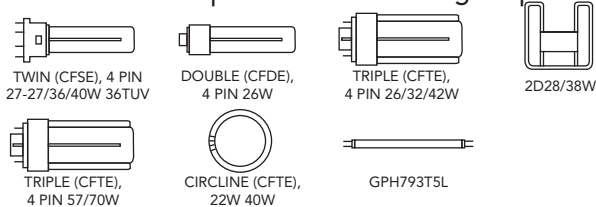
Ballast Specifications

- Ballast shall have a five-year warranty with maximum case temperature of 70°C or three-year warranty with maximum case temperature of 90°C.
- Ballast shall be UL certified.
- Ballast shall be sound rated Class A.
- Ballast shall be Class P Type 1 Outdoor.
- Ballast shall have a Lamp Current Crest Factor of <1.7.
- Ballast shall withstand line transients as specified in ANSI C62.41.
- Ballast shall comply with the limits of FCC Part 18 Class B (Consumer).
- Ballast shall have a lamp operating frequency greater than 40KHz.
- Ballast shall have color-coded, dual entry poke-in connectors.
- Ballast shall ignite lamps within 900ms.
- Ballast shall have a 0°F minimum lamp starting temperature for primary lamp(s).
- Ballast shall be Program Start.
- Ballast shall be Series Lamp Operation.
- Ballast shall have a minimum Power Factor of 97% for primary lamp operation.
- Ballast shall operate within a +/- 10% of the ballast specified line voltage at an input frequency of 50Hz or 60Hz.
- Ballast shall have a maximum case hot spot temperature of 90°C.
- Ballast shall have end of lamp life protection.
- Ballast shall have auto restart.

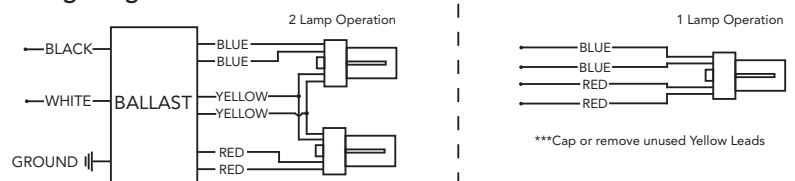
Dimensions



This ballast will operation the following lamps:



Wiring Diagram



• Specifications are subject to change without notice.