


AUTOMATIC COOKTOP FIRE SUPPRESSION

STOVETOP FIRESTOP MICROHOOD[®]

StoveTop FireStop Microhood offers residences with over-the-stove microwaves reliable, 24/7 automatic indoor residential fire protection.

Available in black or white to match your appliances, StoveTop FireStop Microhood is activated by direct, sustained contact with a flame. The front ramp is designed to deliver fire-suppressing powder directly to the front burner, while a rear canister will deliver powder to the back burner if needed. A “pop” sound will alert the resident that the unit has activated.

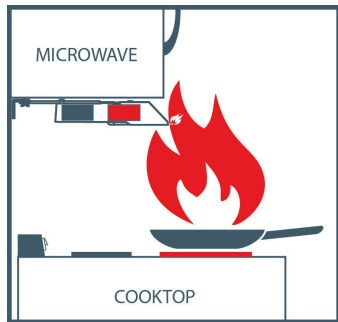
With over 45 years of proven success, StoveTop FireStop helps save lives, save money, and save property.



* For cooktops with traditional vent hoods, use **StoveTop FireStop Rangehood**. (not pictured)

* For cooktops with designer vent hoods, use **StoveTop FireStop Plus** (not pictured)

HOW IT WORKS:



Fire contacts the fuse.



Canister deploys automatically.

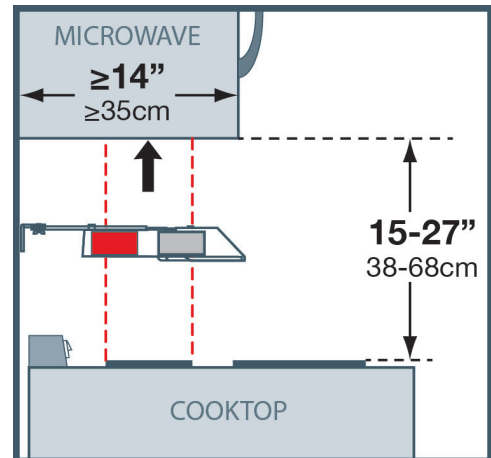


Turn off heat source.

INSTALLATION GUIDE

StoveTop FireStop Microhood attaches to the wall below microwave ovens or kitchen cabinets. To install:

1. Determine wall attachment method based upon type of backsplash (found in instructions).*
2. Align wall bracket with the center line of the burners.
3. Attach bracket securely to the wall, then slide housing onto bracket and secure with wing nuts.*
4. Repeat steps 1-3 for the second unit on the other side of the stove.



*Alternative mounting kits and extender bars are available at: www.stfs.com.

