

AUTOMATIC COOKTOP FIRE SUPPRESSION

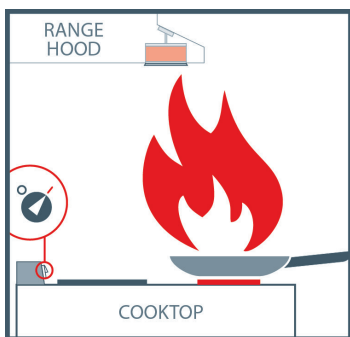
STOVETOP FIRESTOP RANGEHOOD[®]

Cooking fires are the leading cause of residential structure fires, and of those fires, the majority are from unattended cooking. Recommended by fire chiefs, fire marshals, and fire prevention educators across the United States and Canada, StoveTop FireStop[®] provides 24/7 automatic fire suppression for indoor residential kitchens.

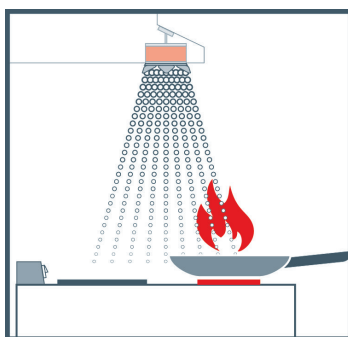
StoveTop FireStop Rangehood is designed to protect a cooktop with a traditional vent hood. Activated only by direct, sustained contact with a flame, it delivers fire-suppressing powder automatically to both the front and back burners, alerting the resident with a “pop” sound.

StoveTop FireStop limits the potential for personal injury, property damage, and lost revenue that can occur with a cooking fire.

HOW IT WORKS:



Fire contacts the fuse.



Canister deploys automatically.

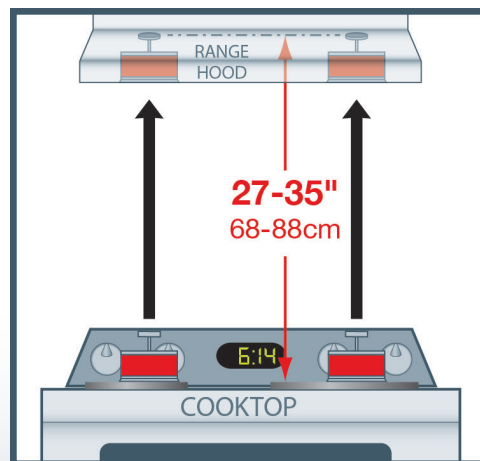


Turn off heat source.

QUICK, SIMPLE INSTALLATION

StoveTop FireStop Rangehood attaches with a magnet to the underside of the vent hood. To install:

1. Position each canister at the midpoint between the front and back burners on each side.
2. Lift each canister straight up and attach with magnet.*
3. You're Done!



*If you have a non-magnetic vent hood, order our special mounting kit at: www.stfs.com.



* For kitchens with over-the-stove microwaves or cabinets, use **StoveTop FireStop Microhood**. (not pictured)

* For kitchens with designer vent hoods, use **StoveTop FireStop Plus** (not pictured)

